

EuroLite

Steel Doors & Windows

ET68-UD-XX

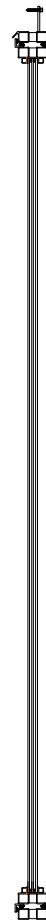
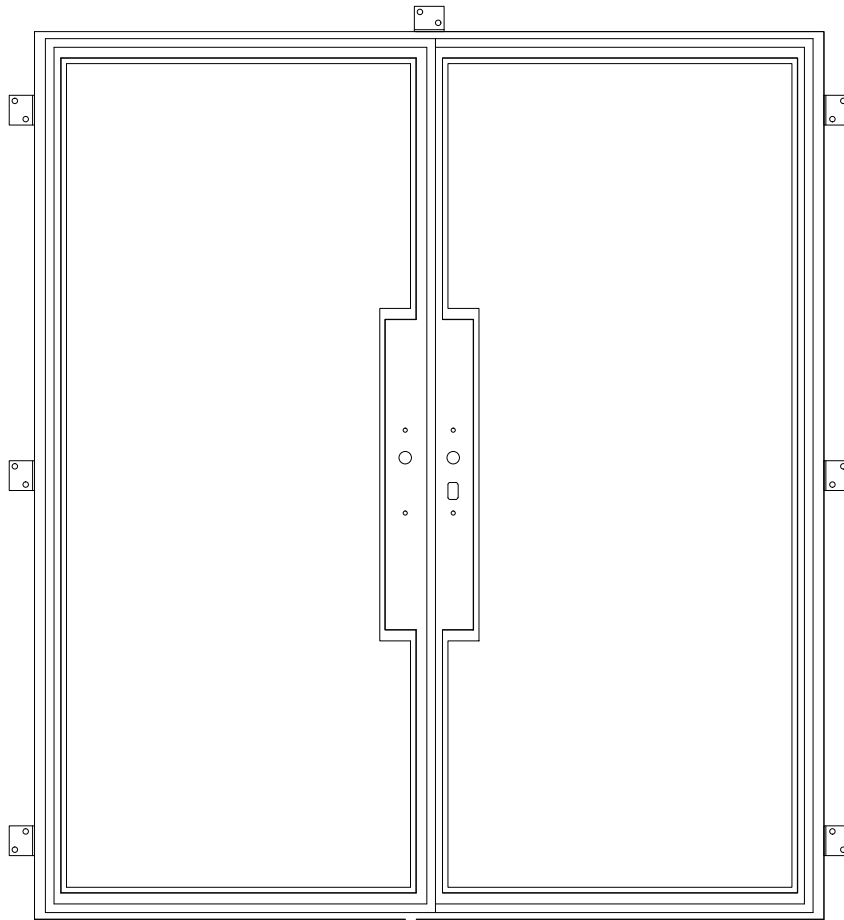
ET68 EXTERIOR OUTSWING DOUBLE DOOR

Locking: TBD
 Operation:
 Hinges: Welded Steel Barrel
 Hinges w Brass Bearing

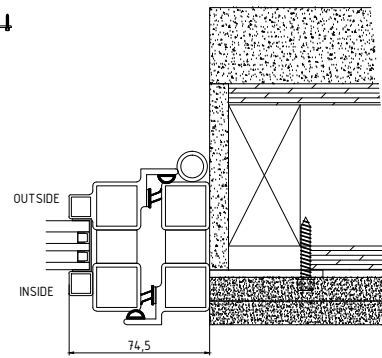
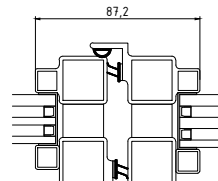
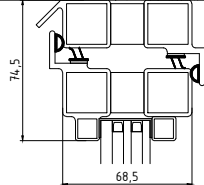
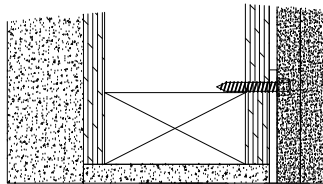
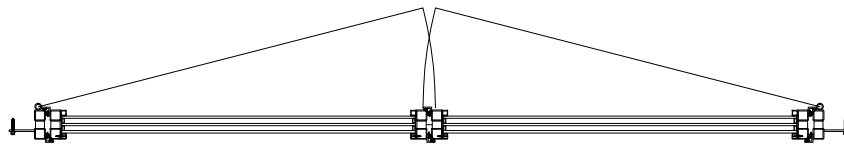
Glazing:
 Dual/Triple pane Krypton Gas Filled
 Integral Noise Control Included
 Low E Options Available
 Fully Tempered
 Spacer, Black
 Factory Installed Wet Glazing w Steel Stop
 1/2" and 1" Muntins Available - FDL

Climate Proofing:
 Integral Thermal Break
 Dual Thermal Seals
 Dual Air Seals

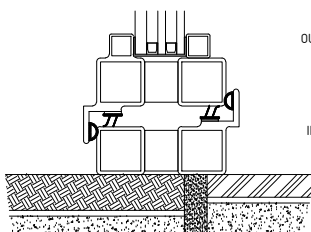
Frame:
 Depth: 68 mm
 Attachment: Mounting Lug
 Finish:
 Thermally Bonded Zinc Galvanized
 2 Coats Epoxy Primer
 3 Coats Acrylic Lacquer
 3 Coats Clear Polyurethane



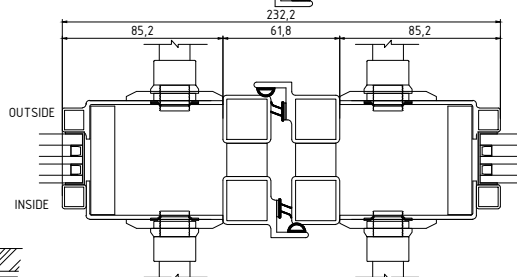
* MUNTINS ARE OPTIONAL



JAMB & STILE



VERTICAL SECTION



MEETING STILES & LOCK BOX